

Dimensionstabelle

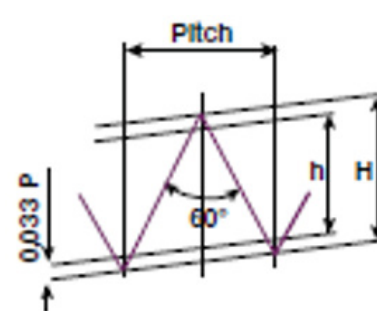
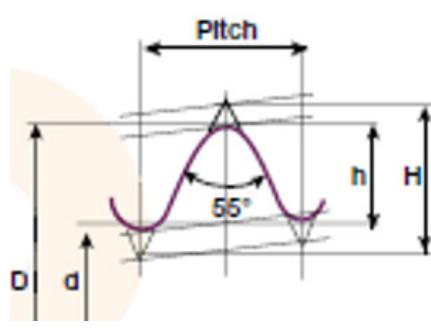
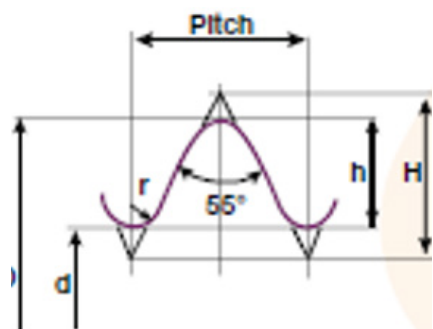
DN	Tum R	SMS	DIN	ISO	Metrisk	ASME/BPE	ANSI
		SMS 3008	11850 Serie 2	1127 PN16	SSG 7835	SWG/BWG	Schedule 10S
6	1/8"						10,3x1,24
8	1/4"			13,5x1,6		6,35x0,89	13,7x1,65
10	3/8"		13x1,5	17,2x1,6		9,53x0,89	17,1x1,65
15	1/2"		19x1,5	21,3x1,6	20x2,0	12,7x1,65	21,3x2,11
20	3/4"		23x1,5	26,9x2,0	25x2,0	19,05x1,65	26,7x2,11
25	1"	25x1,2	29x1,5	33,7x2,0	30x2,0	25,4x1,65	33,4x2,77
32	1 1/4"	32x1,2	35x1,5	42,4x2,0	38x2,0		42,2x2,77
40	1 1/2"	38x1,2	41x1,5	48,3x2,0	44,5x2,0	38,1x1,65	48,3x2,77
50	2"	51x1,2	53x1,5	60,3x2,0	54x2,0	50,8x1,65	60,3x2,77
65	2 1/2"	63,5x1,6	70x2,0	76,1x2,0	69x2,0	63,5x1,65	73x3,05
80	3"	76,1x1,6	85x2,0	88,9x2,0	84x2,0		88,9x3,05
100	4"	101,6x2,0	104x2,0	114,3x2,0	104x2,0		114,3x3,05
125	5"		129x2,0	139,7x2,0	129x2,0		141,3x3,40
150	6"		154x2,0	168,3x2,0	154x2,0		168,3x3,40
200	8"			219,1x3,0	206x3,0		219,1x3,76
250	10"			273,0x3,0	256x3,0		273,1x4,19
300	12"			323,9x4,0	308x4,0		323,9x4,57
350	14"			355,6x5,0	360x5,0		355,6x4,78
400	16"			406,4x5,0	410x5,0		406,4x4,78
450	18"			457,0x5,6	462x6,0		457,2x4,78
500	20"			508,0x6,0	512x6,0		508x5,54
600	24"			610,0x8,0	616x8,0		610x6,35
700	28"			711,0x8,8	718x9,0		
800	32"			813,0x10,0	820x10,0		
900	36"			914,0x11,0	922x11,0		
1000	40"			1016,0x12,0	1024x12,0		

Threaded connection standards

BSPP parallel thread ISO 228 & ISO 7
Rp for female thread

BSPT conical thread ISO 7 for male
thread only

NPT conical thread ANSI B1.20 for both
male & female thread



$H = 0,9604 \times \text{pitch}$	$H = 0,9604 \times \text{pitch}$	$H = 0,866 \times \text{pitch}$
$h = 0,6043 \times \text{pitch}$	$h = 0,6043$	$h = 0,800 \times \text{pitch}$
$r = 0,1373 \times \text{pitch}$	$r = 0,1373 \times \text{pitch}$	
	conicity: 6,25 %	conicity: 6,25 %

Ø		1/4"	3/8"	1/2"	3/4"	1"	1 1/4"	1 1/2"	2"	2 1/2"	3"	4"
BSP thread	threads per inch	19	19	14	14	11	11	11	11	11	11	11
	pitch (mm)	1.3 7	1 337	1 814	1 814	2 309	2 309	2 309	2 309	2 309	2 309	2 309
NPT thread	threads per inch	18	18	14	14	11.5	11.5	11.5	11.5	8	8	8
	pitch (mm)	1.41	1 411	1 814	1 814	2 209	2 209	2 209	2 209	3 175	3 175	3 175

Diameter equivalences table

DN	8	10	15	20	25	32	40	50	65	80	100	125	150	200	250	300	350	400
NPS	1/4"	3/8"	1/2"	3/4"	1	1 1/4"	1 1/2"	2"	2 1/2"	3"	4"	5"	6"	8"	10"	12"	14"	16"
Metric	8/13	12/17	15/21	20/27	26/34	33/42	40/49	50/60	66/76	80/88	102/114	125/139	150/168	200/219	-	-	-	-
Plastic pipes	-	-	20	25	32	40	50	63	75	90	110	-	-	-	-	-	-	-